



URBAN MEADOW AND VERGE GUIDELINES

HOW YOU CAN HELP LOCAL WILDLIFE TO THRIVE





1. Mow less often (once or twice a year)



- Mow once between Feb-March if necessary, then leave flowers for spring pollinators.
- Mow once between Sep-Oct, so flowers have time to set seed & insects can complete their lifecycles.
- Remove grass cuttings to reduce soil fertility, so that wildflowers grow rather than just grass.

2. Leave refuges of long grass and shrubs



- Leave 10%-20% as an uncut refuge of tall grass & flowers. This helps insects & spiders complete their lifecycle, as larvae & eggs overwinter in dead vegetation like seedheads & hollow stems.
- Leave 10% as shrub cover (mixed UK species e.g., hawthorn, bramble & blackthorn) to ensure food & nesting sites for wildlife.
- Stop shrubs from spreading by trimming back as necessary.
- Mow towards the refuge to help wildlife such as insects, frogs & voles to escape.
- Having a mix of vegetation heights & leaving dead wood in place supports many species, & is good for biodiversity.

3. Work with local people



- Explain what is happening, e.g., with signs, & address any concerns.
- A mown edge or path shows that the area is cared for.
- Prioritise safety and visibility at road junctions.

